

**THE 8TH WALTER E. DANDY
INDIA NEUROSURGICAL EDUCATIONAL
COURSE**

APRIL 3RD-5TH , 2025



**WALTER
E. DANDY**

NEUROSURGICAL SOCIETY

**WILDERNESS
COORG**



Dear Colleagues and Neurosurgeons in Training,

It gives me immense pleasure to invite you to the 8th Walter. E. Dandy Neurosurgery India Educational Course to be held at Wilderness, Coorg on 3rd, 4th & 5th April 2025.

Dandy Neurosurgery Resident Course has been developed over years, and has been tested thoroughly. In the portion of the outline listed, the Chapter has invited International and Indian experts from all parts of the world to teach. There will be detailed lectures on the radiological anatomy followed by surgical anatomy which then will be followed by surgical session.

This conference highlights are multiple stalls from the medical innovation, as well as the much appreciated and valued THE NEUROCRAFT WORKSHOP SERIES which includes microsurgical, microvascular suturing, radiosurgery and endovascular workshops to give all interested Neurosurgeons adequate time. A unique educational innovation is being tried this year where the 3 day conference along with immersive workshops. This is being done after 10 years i.e. 2014-2024 , so that best of theory and practice can be experienced by everyone.



Chairman:

Dr. Siddhartha Ghosh (Director-Neurosciences, Apollo Speciality Hospitals, Chennai)

Indian Ambassadors to the Dandy Assembly:

Dr. Sanjay Behari (SCTIMST, Thiruvananthapuram)
Dr. Manjul Tripathi (PGI Chandigarh)

Secretary:

Dr. Atul Goel (Head, Lilavati Hospital, Mumbai)


Treasurer:

Dr. Anil Pande (Apollo Speciality Hospitals, Chennai)



Dear Colleagues,

Encourage your Neurosurgery residents to participate in this Unique International Educational Initiative. The first Dandy India Course held at Temple Bay – Mamallapuram on 10th and 11th January 2014 was an outstanding academic success. The second Dandy India Course and the first microvascular anastomoses workshop held at the Taj Vivanta – Kovalam on 29th to 31st. March 2015 set the academic standards and excellence in teaching at the highest level. The 3rd Walter E Dandy Neurosurgical Course and the 2nd Walter E Dandy micro-vascular anastomosis workshop and neurointervention - A transluminal journey was held on the 14th -16th July 2016 at the Fateh Prakash Palace, Udaipur introduced 3D anatomy sessions & the neurovascular interventional dimension. The 4th course was held at Agra on 4th to 6th January 2018 and the highlights were practical anatomy of the spine workshop and The first Asian “Introduction to Neurosurgery for Medical Students”. The 5th course was to be held at Kaziranga, Assam had to be cancelled due to the Covid pandemic. In 2023 India hosted 9th Walter. E. Dandy World Neurosurgical Congress and the 6th Walter. E. Dandy India Educational Course at Vijayan Palace, Jaipur on 20th - 22nd January 2023. The 7th course was held at Shillong on 26th-28th April 2024 and the highlights were microvascular anastomoses workshop and radiosurgery workshop. This year the Course will be held at Wilderness, Coorg on 3rd - 5th April 2025 .




Saleem I. Abdulrauf, MD, FACS,
Clinical Dressor,
Department of Neurological Surgery, George Washington University
Global President, Walter E. Dandy Neurosurgical Society (WEDNS)
President, Society for Brain Mapping & Therapeutics (SBMT)

INTERNATIONAL FACULTY



**PROF SALEEM ABDUL RAUF
USA**



**DR. KENTARO WATANABE
JAPAN**



**DR JUN HO LEE
SOUTH KOREA**



**DR. HIROTAKA HASEGAWA
JAPAN**




**DR ANDREI GIOVANI
ROMANIA**




**DR. ANA GHEORGHIU
ROMANIA**

NATIONAL FACULTY

- Dr. Atul Goel
- Dr. B K Misra
- Dr. Sanjay Behari
- Dr. Sarat Chandra
- Dr. Suresh Nair
- Dr. Keki Turel
- Dr. Manas Panigrahi
- Dr. Dwarakanath Srinivas
- Dr. Sushil Patkar
- Dr. Rajendra Prasad
- Dr. Uday Limayee
- Dr. Aliasgar Moiyadi
- Dr. Mathew Abraham
- Dr. Manmohan Singh
- Dr. Deepak Gupta
- Dr. Dilip Panikar
- Dr. Lokendra Singh
- Dr. JKBC Parthiban
- Dr. Girish Menon
- Dr. Ravi Mohan Rao
- Dr. Ashok Pillai
- Dr. James Jose
- Dr. Dhandapani
- Dr. Vernon Velho
- Dr. Manjul Tripathi
- Dr. Paritosh Pandey
- Dr. Iype Cherian
- Dr. Anant Mehrotra
- Dr. Sumit Sinha
- Dr. L N Tripathy
- Dr. Vinod Felix
- Dr. Arun Srivatsava
- Dr. Harsh Deora
- Dr. Kuntal Kanti Das
- Dr. Asheesh Tandon
- Dr. Batuk Diyora
- Dr. Abhidha Shah
- Dr. Sukhdeep Jhawar
- Dr. Pragyan Sharma
- Dr. Salapathi Shanmugan
- Dr. Abhinith Sashidhar
- Dr. Ayyadurai
- Dr. Apurva Prasad
- Dr. Niddhi Patel
- Dr. Survendar Rai
- Dr. Vikram Pujari
- Dr. Ankur Bajaj
- Dr. Parthiban



DAY - 1 (03.04.2025)
NEUROCRAFT
"THE MICROVASCULAR FINESSE"




7TH MICROVASCULAR ANASTOMOSES

FACULTY

Dr. Andrei Giovanni

Dr. Ana Gheorghiu

CO-ORDINATOR - DR. GIRIDHARAN




DAY - 2 (04.04.2025)
NEUROCRAFT
"THE ENDOVASCULAR MASTERY"



ENDOVASCULAR SIMULATION WORKSHOP

FACULTY- DR. UDAY LIMAYE

CO-ORDINATOR - DR. PRANAV KUMAR



DAY - 1,2 (03.04.2024,04.04.2025)

NEUROCRAFT

“THE MICROSURGICAL ARTISTRY”




MICROSURGICAL SIMULATION WORKSHOP

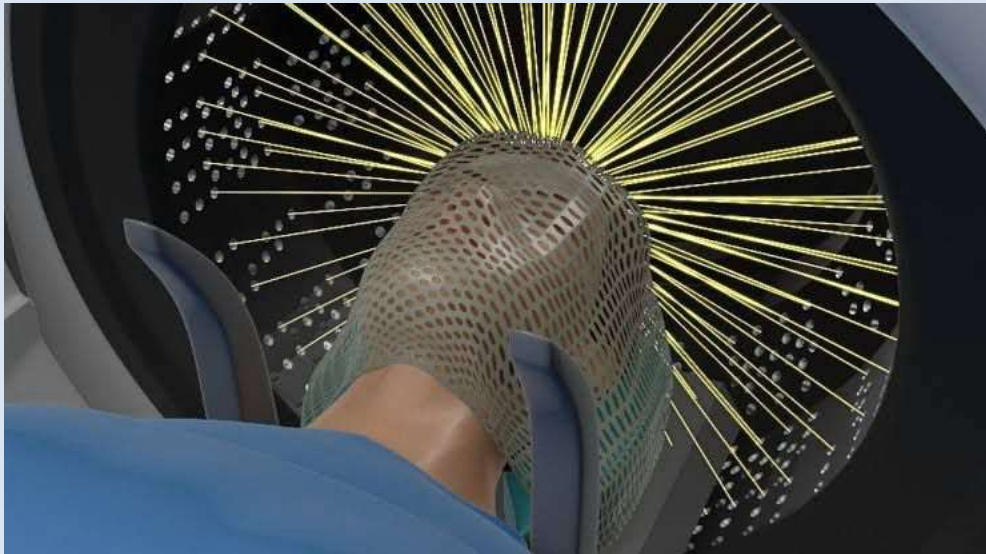
FACULTY

Dr. Mathew Abraham

CO-ORDINATOR - DR. PRANAV KUMAR




DAY 3 - (05.04.2025)
NEUROCRAFT
"THE STEREOTACTIC COMMAND"



NEURORADIOSURGERY WORKSHOP

FACULTY

Prof. Manjul Tripathi
Dr. Adesh Shrivastava



NEUROCANVAS

Interactive poster presentation

Young neurosurgeons and residents can avail the opportunity of participating in an interactive 3 minutes poster presentation under the below mentioned themes.

1. Innovative ideas - present your groundbreaking concepts.
2. Patient case series - share well documented series with valuable clinical insights
3. Research paper - research from any medical science.
4. Your worst disaster- Lessons learned from unexpected challenges.

This is your chance to engage with experts, get valuable feedback and contribute to neurosurgical insights.

Presenters have to register for the conference and will be provided accommodation .

3 best papers will be rewarded.

Last date of submission - 28.03.2025.

Correspondence mail -
dandychapterindia@gmail.com

DAY 1 (03.04.2025) – WILDERNESS, COORG

8:30 – 9:00 AM

INTRODUCTORY TALKS & INAUGURATION

Dr. Saleem I. Abdulrauf
Dr. Siddhartha Ghosh
Dr. Atul Goel
Dr. Sanjay Behari
Dr. Anil Pande
Dr. Manjul Tripathi

09:00 – 11:30 AM

SELLAR AND SUPRA SELLAR TUMORS

ANATOMY OF PNS AND RAISING THE HADAD FLAP

Dr. Vinod Felix (10 Minutes)

MRI WISE DIFFERENTIAL DIAGNOSIS OF SELLAR AND SUPRASellar TUMORS

Dr. Adithyan (10 Minutes)

MICROSURGICAL ANATOMY OF ANTERIOR CRANIAL FOSSA

Dr. Abhidha Shah/ Dr. Sukhdeep Jhawar (10 Minutes)

ENDOSCOPIC ANATOMY OF ANTERIOR CRANIAL FOSSA(PANORAMIC VIEW AFTER TUMOR EXCISION)

Dr. Abhidha Shah/ Dr. Sukhdeep Jhawar (10 Minutes)

HYPOTHALAMIC SYNDROME

Dr. James Jose (10 Minutes)

MICROSURGICAL EXCISION OF CRANIOPHARYNGIOMA

Dr. Dilip Panikar (12 Minutes)

ENDOSCOPIC EXCISION OF CRANIOPHARYNGIOMA

Dr. Dhandapani (12 Minutes)

EXTENDED ENDOSCOPIC EXCISION OF LARGE ANTERIOR CRANIAL FOSSA TUMORS

Dr. Hiroataka Hasegawa (20 Minutes)

KEY HOLE SURGERY FOR MEDIAL SPHENOID WING MENINGIOMA

Dr. Sumit Sinha (12 Minutes)

COMPARTMENT THEORY FOR CLINOIDAL MENINGIOMA

Dr. Kentaro Watnabe (20 Minutes)

PREDICTING VISUAL OUTCOMES AFTER SELLAR AND SUPRASellar TUMOR EXCISION

Dr. Girish Menon (12 Minutes)

MODERATOR:

Dr. Dwarakanath Srinivas (12 Minutes)

DAY 1 (03.04.2025) – WILDERNESS, COORG

11:30 – 11:40 PM

TEA BREAK

12PM – 01:20 PM

ANEURYSM

ANATOMY OF CIRCLE OF WILLIS

Dr. Abhidha Shah/ Dr. Sukhdeep Jhawar (10 Minutes)

PTERIONAL CRANIOTOMY – POSITIONING AND SYLVIAN FISSURE DISSECTION

Dr. Dwarakanath Srinivas (12 Minutes)

MICROSURGERY OF COMPLEX AND GIANT ACOM ANEURYSMS

Dr. Ravi Mohan Rao(12 Minutes)

MICROSURGERY FOR GIANT MCA ANEURYSMS

Dr. Mathew Abraham (12 Minutes)

MICROSURGERY OF CAROTICO OPHTHALMIC ANEURYSM

Dr. Pragyan Sharma (12 Minutes)

MICROSURGERY OF PICA AND VERTEBRAL ARTERY ANEURYSMS

Dr. Sanjay Behari (12 Minutes)

MANAGEMENT STRATEGIES IN ICA ANEURYSMS

Dr. Vernon Velho (12 Minutes)

ENDOVASCULAR MANAGEMENT OF ANEURYSMS

Dr. Uday Limaye (20 Minutes)

MODERATOR: Dr. B K Misra (12 Minutes)

01:20 PM- 1:50PM

SIMULATION SURGERY

ANEURYSM - CLIPPING

Dr. Mathew Abraham (30 Minutes)

DISCUSSION- 5 Minutes

01.50 – 02:20 PM

LUNCH

2:20PM-4:00PM

MENINGIOMAS

ANATOMY OF PETROCLIVAL REGION AND FORAMEN MAGNUM

Dr. Abhidha Shah/ Dr. Sukhdeep Jhawar (10 Minutes)

FORAMEN MAGNUM SYNDROME

Dr. James Jose (10 Minutes)

DAY 1 (03.04.2025) – WILDERNESS, COORG

VASCULAR BASED SURGICAL PLAN FOR PETROCLIVAL MENINGIOMA

Dr. Kentaro Wantabe (20 Minutes)

EXTENDED MIDDLE CRANIAL FOSSA APPROACH FOR PETROCLIVAL MENINGIOMA

Dr. Suresh Nair (12 Minutes)

MODIFIED DOLENCE-KAWASI APPROACH FOR PETROUS APEX TUMORS

Dr. Asheesh Tandon (12 Minutes)

SURGERY OF FALCOTENTORIAL MENINGIOMA

Dr. Batuk Diyora (12 Minutes)

FAR/EXTREME LATERAL APPROACH FOR FORAMEN MAGNUM MENINGIOMA

Dr. Anant Mehrotra (12 Minutes)

STAGED SURGERY FOR LARGE SKULL BASE MENINGIOMA

Dr. Abhinith Sashidhar (12 Minutes)

MODERATOR: Dr. Paritosh Pandey (12 Minutes)

4:00PM – 04:35PM

SIMULATION SURGERY

MENINGIOMA

Dr. Dilip Panikar/ Dr. Vernon Velho (30 Minutes)

DISCUSSION - 5 Minutes

4:35PM – 06:35PM

PINEAL TUMORS

ANATOMY OF POSTERIOR 3RD VENTRICULAR REGION

Dr. Abhidha Shah/ Dr. Sukhdeep Jhawar (10 Minutes)

PERINAUD'S SYNDROME

Dr. James Jose (12 Minutes)

MRI WISE DIFFERENTIAL DIAGNOSIS OF PINEAL REGION TUMORS

Dr. Adithyan (10 Minutes)

DIFFERENT SURGICAL POSITIONS FOR PINEAL TUMORS

Dr. Sanjay Behari (12 Minutes)

OCCIPITAL TRANSTENTORIAL APPROACH

Dr. Arun Srivatsava (12 Minutes)

DAY 1 (03.04.2025) – WILDERNESS, COORG

INFRATENTORIAL SUPRACEREBELLAR APPROACH

Dr. Sanjay Behari (12 Minutes)

LATERAL SUPRACEREBELLAR APPROACH FOR PINEAL AND PETROCLIVAL TUMORS

Dr Atul Goel (15 Minutes)

COMBINED APPROACH

Dr. Manas Panigrahi (12 Minutes)

COMPLICATIONS EXPECTED/ENCOUNTERED/AVOIDANCE

Dr. Sanjay Behari (12 Minutes)

MODERATOR: Dr. Sarat Chandra (12 Minutes)

6:35PM – 7:10PM

SIMULATION SURGERY

ENDOVASCULAR COILING

Dr. Uday Limaye (30 Minutes)

DISCUSSION— 5 Minutes



**INSTANT APPOINTMENT
INSTANT TREATMENT
CONSULT OUR SPECIALIST
TODAY!**

Apollo Expertise | Assured Price |
World-class Treatment | No waiting Time



SPECIALTIES

CARDIAC SCIENCES | NEUROSCIENCES | GASTRO SCIENCES
CRITICAL CARE | ORTHOPEDICS | OBSTETRICS & GYNECOLOGY
GENERAL MEDICINE | GENERAL SURGERY | PLASTIC SURGERY
UROLOGY & NEPHROLOGY (TRANSPLANTS) | IMAGING & INTER-
VENTIONAL RADIOLOGY | PEDIATRICS & NEONATOLOGY | ENT
SLEEP HEALTH MEDICINE | PSYCHIATRY | PULMONOLOGY
ONCOLOGY | DERMATOLOGY | OPHTHALMOLOGY | EMERGENCY
MEDICINE | DENTISTRY | INFECTIOUS DISEASES | RHEUMA-
TOLGY | VASCULAR SURGERY | ELDER CARE

For more information:

Apollo Speciality Hospitals

64, Vanagaram to Ambattur main road
Vanagaram, Chennai - 600 095
Phone: 044 - 30207702

call or whatsapp

87544 64444

DAY 2 (04.04.2025) – WILDERNESS, COORG

<p>08:30 – 9:30 AM</p>	<p style="text-align: center;">VESTIBULAR SCHWANNOMA</p> <p>ANATOMY OF CEREBELLO PONTINE ANGLE Dr. Abhidha Shah/ Dr. Sukhdeep Jhawar (10 Minutes)</p> <p>CP ANGLE SYNDROME Dr. James Jose (10 Minutes)</p> <p>DIFFERENT POSITIONING AND OPENING Dr. Sanjay Behari (10 Minutes)</p> <p>MICROSURGICAL EXCISION OF VESTIBULAR SCHWANNOMA – IMPACT ON FACIAL NERVE AND HEARING PRESERVATION Dr. B K Misra (12 Minutes)</p> <p>ENDOSCOPIC EXCISION OF DIFFERENT CP ANGLE TUMORS Dr. Hirotaka Hasegawa (20 Minutes)</p>
<p>09:30 – 10:10 AM</p>	<p style="text-align: center;">DANDY ORATION</p> <p style="text-align: center;">LESSON I HAVE LEARNT FROM YASARGIL Prof. Saleem Abdulrauf (40 Minutes)</p>
<p>10:10 – 10:50 AM</p>	<p>ROLE OF SRS IN VESTIBULAR SCHWANNOMA Dr. Manjul Tripathi (12 Minutes)</p> <p>MANAGING COMPLICATIONS OF VESTIBULAR SCHWANNOMA SURGERY Dr. KeKi Turel (12 Minutes)</p> <p style="text-align: center;">Moderator: Dr. Vernon Velho(12 Minutes)</p>
<p>10:50 – 11:00 AM</p>	<p style="text-align: center;">TEA BREAK</p>
<p>11:00AM – 1:00PM</p>	<p style="text-align: center;">GLIOMA</p> <p>ANATOMY OF CEREBRAL HEMISPHERE Dr. Abhidha Shah/ Dr. Sukhdeep Jhawar (10 Minutes)</p> <p>AWAKE CRANIOTOMY - ROLE OF FMRI AND DTI Dr. Adityan (10 Minutes)</p> <p>CLINICAL NEUROLOGY OF ELOQUENT HEMISPHERE (DIFFERENT LOBES) Dr. James Jose (15 Minutes)</p> <p>ANAESTHETIC ASPECT OF AWAKE CRANIOTOMY – DRUGS AND POSITIONING , INDICATIONS AND CONTRAINDICATIONS Dr. Aliasgar Moiyadi & Team (10 Minutes)</p>

DAY 2 (04.04.2025) – WILDERNESS, COORG

ROLE OF IONM IN AWAKE CRANIOTOMY

Dr. Aliasgar Moiyadi & Team (10 Minutes)

ROLE OF INTRAOPERATIVE ULTRASOUND

Dr. Aliasgar Moiyadi (10 Minutes)

SURGICAL TECHNIQUES IN ELOQUENT AREAS/SUBPIAL RESECTION

Dr. Aliasgar Moiyadi (12 Minutes)

SURGICAL ANATOMY OF LEFT INSULAR GLIOMA

Dr. Abidha Shah/ Dr. Sukhdeep Jhawar (12 Minutes)

ANATOMY BASED RESECTION OF LEFT INSULAR GLIOMA : ITS RELEVANCE IN THE ERA OF FUNCTIONAL NEURO-ONCOLOGY

Dr. Kuntal Kanti Das (12 Minutes)

MODERATOR: Dr. Sumit Sinha (12 Minutes)

01:00PM– 1:30PM

SIMULATION

GLIOMA SURGERY

Dr. Aliasgar Moiyadi (30 Minutes)

01.30PM – 02:00PM

LUNCH

02.00PM – 03:20 PM

EPILEPSY

WHITE FIBRE CORRELATES OF EPILEPSY SURGERY

Dr. Abhidha Shah (10 Minutes)

COMPLEX PARTIAL SEIZURES AND PSYCHOMOTOR EPILEPSY CLINICAL FEATURES

Dr. James Jose (10 Minutes)

NEWER ANTIEPILEPTIC DRUGS

Dr. James Jose (10 Minutes)

TEMPORAL LOBECTOMY AND AMYGDALOHIPPOCAMPECTOMY

Dr. Ashok Pillai (12 Minutes)

COPUS CALLOSTOMY FOR DRE

Dr. Sarat Chandra (12 Minutes)

BEYOND DRUG RESISTANT EPILEPSY – AN INTERESTING CASE

Dr. Pranav Kumar/Dr. Salapathy (10 Minutes)

MODERATOR

Dr. Ravi Mohan Rao (12 Minutes)

DAY 2 (04.04.2025) – WILDERNESS, COORG

<p>03:20 PM – 03:35 PM</p>	<p style="text-align: center;">SPECIAL TALK</p> <p>PREGNANCY WITH TBI: SAVING 2 LIVES – CHALLENGES FACED BY NEUROSURGEONS Dr. Deepak Gupta (15 Minutes)</p>
<p>03:35 PM – 04:25 PM</p>	<p style="text-align: center;">AVM</p> <p>COMBINED MODALITY TREATMENT OF AVM Dr. Ravi Mohan Rao (12 Minutes)</p> <p>MICROSURGERY OF LARGE AVM Dr. Andrei Giovanni (15 Minutes)</p> <p>MICROSURGERY OF SM GRADE 3/4 AVMS Dr. Mathew Abraham (12 Minutes)</p> <p style="text-align: right;">MODERATOR: Dr. Iype Cherian (12 Minutes)</p>
<p>04:25 PM – 04:55 PM</p>	<p style="text-align: center;">SIMULATION SURGERY</p> <p>ENDOVASCULAR EMBOLISATION OF AVM Dr. Uday Limaye (30 Minutes)</p>
<p>4:55 PM – 5:10 PM</p>	<p style="text-align: center;">TEA BREAK</p>
<p>05:10 PM – 06:25 PM</p>	<p style="text-align: center;">CAVERNOUS SINUS</p> <p>ANATOMY OF CAVERNOUS SINUS Dr. Abhidha Shah/ Dr. Sukhdeep Jhawar (10 Minutes)</p> <p>SYNDROMES RELATED TO CAVERNOUS SINUS Dr. James Jose (10 Minutes)</p> <p>CAVERNOUS SINUS MADE EASY – APPLIED ASPECT OF ANGLES AND APPROACHES Dr. Arun Srivatsava (12 Minutes)</p>

DAY 2 (04.04.2025) – WILDERNESS, COORG

CAVERNOUS SINUS

ANATOMY OF CAVERNOUS SINUS

Dr. Abhidha Shah/ Dr. Sukhdeep Jhawar (10 Minutes)

SYNDROMES RELATED TO CAVERNOUS SINUS

Dr. James Jose (10 Minutes)

CAVERNOUS SINUS MADE EASY – APPLIED ASPECT OF ANGLES AND APPROACHES

Dr. Arun Srivatsava (12 Minutes)

SURGERY OF CAVERNOUS SINUS HEMANGIOMA

Dr. Manmohan Singh (12 Minutes)

ENDOSCOPIC EXCISION OF PITUITARY ADENOMA INVOLVING CAVERNOUS SINUS

Dr. Ayyadurai (12 Minutes)

ENDOSCOPIC TRANS ORBITAL NEURO ENDOSCOPIC SURGERY FOR SKULL BASE

Dr. Awadesh Jaiswal (12 Minutes)

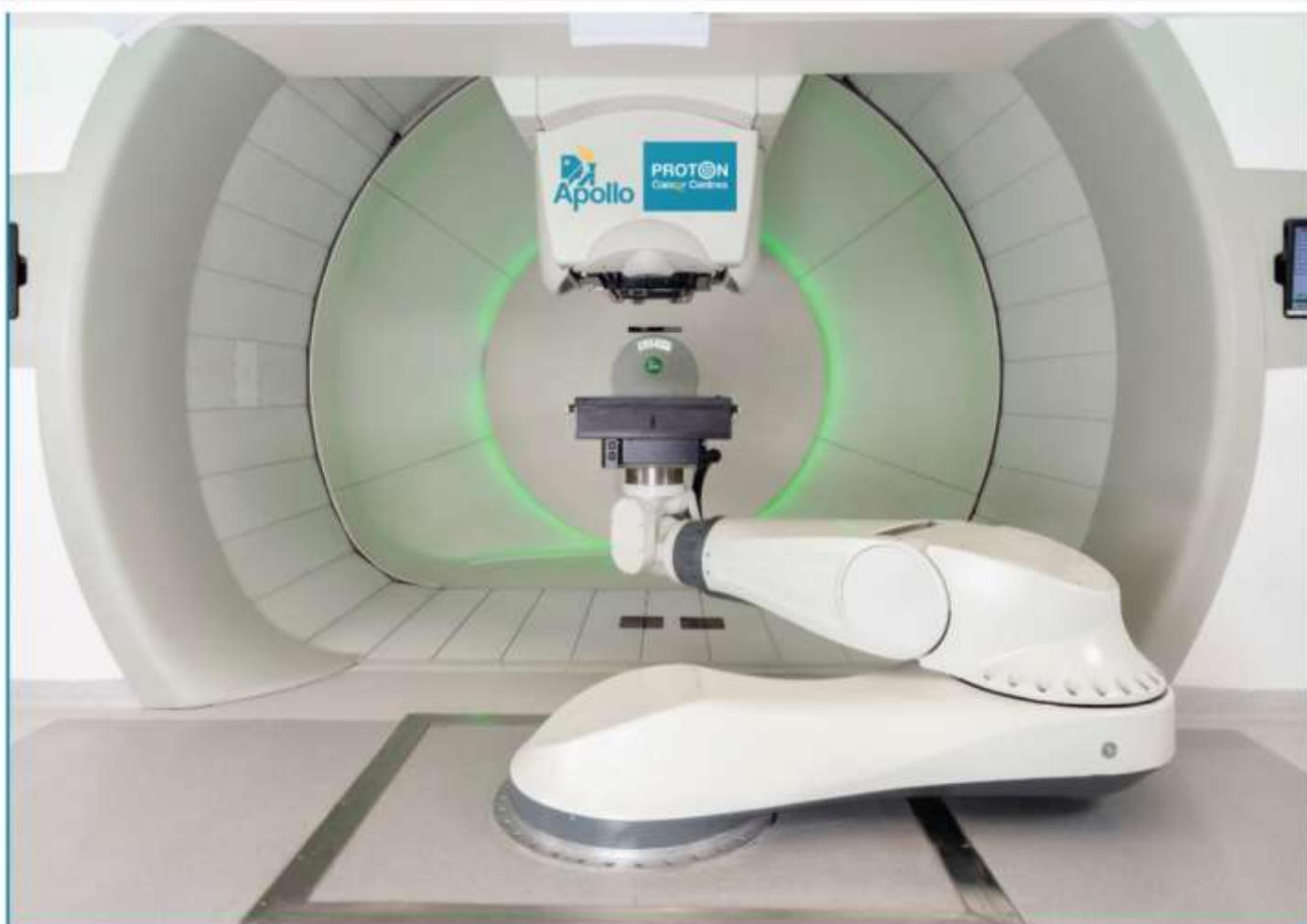
MODERATOR : Dr. L N Tripathy (12 Minutes)

04:50 PM – 06:10 PM

PHOTO SESSION

8:30PM ONWARDS

GALA DINNER



SOUTH ASIA'S FIRST PROTON THERAPY CENTRE

COMPLETED PROTON THERAPY TREATMENT FOR 1400+ PATIENTS



Proton therapy is the most precise treatment and has minimal exit dose



Organ-Specific multi-disciplinary tumour board



Centre for excellence in neurosciences



Precision and personalized oncology



1st PET CT in South East Asia



Apollo Rectal Cancer (ARC) India's First Integrated Rectal Cancer Management Programme




The largest team of organ-specific robotic surgeons in India



1st JCI accredited cancer hospital in India

#WinningOverCancer





PROF. SANDIP CHATTERJEE ORATION



(29 DEC 1960 – 30 SEP 2024)

F.R.C.S. (Edinburgh), DNB (Surgery), M.N.A.M.S (Neurosurgery), and
F.R.C.S. (Neurosurgery)

Treasurer of Walter E Dandy Neurosurgical Society India Chapter 2013-2024

Prof. Chatterjee was one of India's foremost renowned pediatric Neurosurgeon and teacher par excellence. His medical journey began with an M.B.B.S. from Calcutta University in 1984, where he graduated with honors in surgery and ophthalmology. He threw light on the treatment of congenital spine problems affecting the new born babies. The medical community and his patients mourn the loss of a remarkable individual. Dr. Chatterjee's legacy will endure, and his work will continue to inspire future generations of doctors.

DAY 3 (05.04.2025) – WILDERNESS, COORG

<p>08:30 – 9:30 Am</p>	<p style="text-align: center;">BRAIN UNCHARTED</p> <p>WOLF IN SHEEP’S CLOTHING – WELL SOMETIMES Dr. Lokendra Singh (12 Minutes)</p> <p>SUPRATENTORIAL INTRAVENTRICULAR TUMORS-APPROACHES AND COMPLICATIONS Dr. L N Tripathy (12 Minutes)</p> <p>MICROSURGERY FOR BRAIN STEM CAVERNOMAS Dr. Ravi Mohan Rao (12 Minutes)</p> <p>BRAIN TUMOR INTERFACE DISSECTION TECHNIQUES Dr. Survendar Rai (12 Minutes)</p> <p>TRANS-SULCAL APPROACH FOR RESECTION OF DEEP INTRA-AXIAL LESIONS IN ELOQUENT BRAIN AREAS Dr. Vikram Pujari (12 Minutes)</p>
<p>09:30 – 10:00Am</p>	<p style="text-align: center;">PROF. SANDIP CHATTERJEE ORATION</p> <p>Tribute to Prof. Sandip Chatterjee - Dr. Anil Pande (5 Minutes)</p> <p>Introduction about Orator- Dr. Manjul Tripathi (5 Minutes)</p> <p>Orator - Prof. A K Mahapatra (20 Minutes) - To Be Announced</p>
<p>10:00 – 11:00 Am</p>	<p style="text-align: center;">CEREBRAL REVASCULARISATION</p> <p>CAROTID ENDARTERECTOMY Dr. Paritosh Pandey (12 Minutes)</p> <p>VASCULAR BYPASS Dr. Iype Cherian (12 Minutes)</p> <p>VASCULAR BYPASS FOR COMPLEX ANEURYSMS Dr. B K Misra (12 Minutes)</p> <p>ECA-MCA BYPASS FOR MOYA MOYA DISEASE AND ITS OUTCOME Dr. Dwarakanath Srinivas (12 Minutes)</p> <p style="text-align: center;">MODERATOR: Dr. Mathew Abraham (10 Minutes)</p>

DAY 3 (05.04.2025) – WILDERNESS, COORG

<p>11:00 – 11:30 AM</p>	<p style="text-align: center;">SIMULATION SURGERY</p> <p>BYPASS Dr. Andrei Giovanni (30 Minutes)</p>
<p>11:30AM–1:45PM</p>	<p style="text-align: center;">CV JUNCTION AND SUB AXIAL CERVICAL SPINE</p> <p>SURGICAL ANATOMICAL PERSPECTIVE OF C1-C2 AND SUB AXIAL CERVICAL SPINE SCREW PLACEMENT Dr. Sanjay Behari (15 Minutes)</p> <p>MASTERING THE ART OF CVJ ANAMOLY SURGERY: TIPS & TRICKS FOR SURGICAL EXCELLENCE Dr. Ankur Bajaj (12 Minutes)</p> <p>C1-C2 STABILIZATION Dr. Atul Goel (10 Minutes) Dr. Sarat Chandra (10 Minutes)</p> <p>INNOVATION OF CRANIOVERTEBRAL FIXATION Dr. Sushil Patkar (12 Minutes)</p> <p>EVIDENTARY FACTORS FOR PREDICTING PSEUDOARTHROSIS AFTER ACDF Dr. Jun Ho Lee (20 Minutes)</p> <p>TUBULAR APPROACH FOR SPINAL IDEM Dr. Harsh Deora(12 Minutes)</p> <p>CHIARI MALFORMATIONS – CURRENT CONCEPTS AND LITERATURE Dr. JKBC Parthiban (12 Minutes)</p> <p>BIOMECHANICAL CONSIDERATIONS FOR NEXT GENERATION CERVICAL ARTHROPATHY Dr. Jun Ho Lee (20 Minutes)</p> <p style="text-align: center;">Moderator: Dr. Sumit Sinha (10 Minutes)</p>
<p>01:45– 02:55 PM</p>	<p style="text-align: center;">SPINE UNBOUND</p> <p>TRANSKAMBIN ENDOSCOPIC FUSION – CASE SELECTION TECHNIQUES Dr. Nidhikumar Patel (12 Minutes)</p> <p>TOTAL ENBLOC SPONDYLECTOMY FOR VERTEBRAL TUMORS Dr. Sumit Sinha (12 Minutes)</p> <p>MIS FOR HIGH GRADE LISTHESIS AND COMPLEX INJURIES Dr. Dhandapani (12 Minutes)</p>

DAY 3 (05.04.2025) – WILDERNESS, COORG

S.I. JOINT AND LUMBAR FACET PAIN AS MAJOR CAUSE OF BACK PAIN AFTER SPINE INSTRUMENTATION WITH EMPHASIS ON DIAGNOSIS AND MANAGEMENT

Dr. Rajendra Prasad (12 Minutes)

MICROSURGICAL SKIP DREZ FOR POST BRACHIAL PLEXOPATHY NEURALGIA

Dr. Manjul Tripathi (12 Minutes)

SURGERY FOR OPLL- FROM ONLY DECOMPRESSION TO ONLY FIXATION

Dr. Apurva Prasad(12 Minutes)

MODERATOR: Dr. JKBC Parthiban (10 Minutes)

01:45– 03:00PM

ADJOURN






- For registration to the 8th Walter. E. Dandy Educational Course 3rd-5th April 2025, please send an email to **dandychapterindia@gmail.com** with the details (Name, Age, Sex, Attached Institution, Designation, E-mail, Phone Number, City)
- The course is subsidised for Bonafide neurosurgery residents and a Registration fees of 5000 INR will be charged (Non-Refundable).
- The Course Registration fees for the young neurosurgeons(<40 years) is 10,000 INR (Non-Refundable).
- The First 100 Neurosurgery Postgraduates registered will be sponsored by the Walter E. Dandy India society (local hospitality and stay on double sharing basis).
- Rooms for the sponsored Postgraduates will be allotted only for Three nights 2nd, 3rd and 4th April 2025.
- All delegates are requested to be in time for the sessions and utilize this unique educational opportunity.
- All delegates are requested to stay back till the afternoon of 05.04.2025 (i.e. end of the programme)

Bank Details:-

Walter E Dandy Neurosurgical Society India Chapter
Account No: 168201000230
Bank Name: ICICI Bank
Bank Branch: Gopalapuram
IFSC: ICIC0001682
MICR: 600229058
PAN No: AAAAW5606R



Coordinators :

Ms. Souparnikaa KV - +91 9840728247
Ms. Sandhya Ruby Sebastin - +91 7358251827

www.dandysocietyindia.com



**The Dandy India Neurosurgical Course is supported by
Unrestricted Educational Grant**



ORGANIZING SECRETARY

Prof. Anil Pande

Prof. Manjul Tripathi

ORGANIZING COMMITTEE

Dr. Giridharan K
Dr. Pranav Kumar
Ms. Tiainla Jamir

Dr. Mangalkumar Rachatte
Dr. Divea Swaminathan
Dr. Haridharan Vasudevan

CONFERENCE COORDINATORS

Ms. Souparnikaa K.V
Sr. Executive
Apollo Hospitals
+91 9840728247

Ms. Sandhya Ruby Sebastin
Sr. Physician Associate
Apollo Hospitals
+91 7358251827